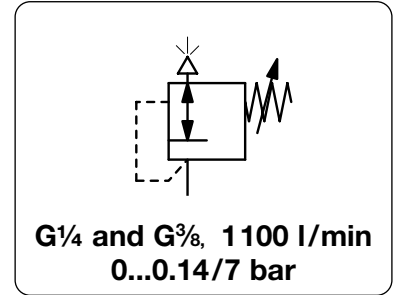


PRECISION BACK PRESSURE REGULATOR, SMALL AND LIGHTWEIGHT

DB300

Description	Diaphragm back pressure regulators protect pneumatic devices against overpressure. If the pressure exceeds the setpoint, the pressure valve exhausts to the atmosphere until the pressure level is below the setpoint. It is advisable to select the pressure range as near as possible to the maximum setpoint.
Media	compressed air or non-corrosive gases
Overpressure	max. 10 bar
Accuracy	response sensitivity <2 mbar
Adjustment	by handwheel with locknut
Gauge port	G $\frac{1}{8}$ on both sides of the body, screw plugs supplied
Mounting position	any
Temperature range	0 °C to 90 °C / 32 °F to 194 °F, for appropriately conditioned compressed air down to -40 °C / -40 °F
Material	Body: aluminium die-cast Elastomer: NBR/Buna-N, optionally FKM Inner valve: brass



Dimensions			Relief capacity l/min*1	Over-pressure max. bar	Connection thread G	Adjustment range mbar	Order number	D*
A	B	C						

Precision back pressure regulator							overpressure max. 10 bar	DB300
57	126	19	1100	10	G $\frac{1}{4}$	0.001... 0.14	DB300-020	
						0.01 ... 0.7	DB300-021	
						0.03 ... 2.0	DB300-02A	
						0.07 ... 4.0	DB300-02B	
						0.14 ... 7.0	DB300-02C	
57	126	19	1100	10	G $\frac{3}{8}$	0.001... 0.14	DB300-030	
						0.01 ... 0.7	DB300-031	
						0.03 ... 2.0	DB300-03A	
						0.07 ... 4.0	DB300-03B	
						0.14 ... 7.0	DB300-03C	



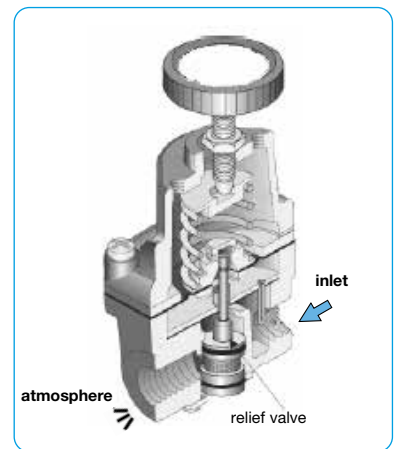
DB300

Special options, add the appropriate letter

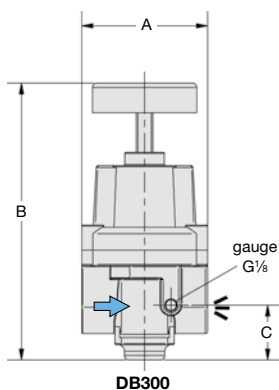
NPT	connection thread	DB300-0..N
tamper-proof cap	aluminium, adjustment by screwdriver, total height 141 mm	DB300-0..T
FKM elastomer		DB300-0..V

Accessories, enclosed

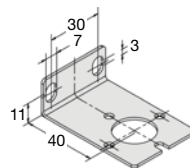
pressure gauge	Ø 63 mm, 0... 160 mbar, G $\frac{1}{4}$ -connecting parts required	MA6302-C2
	Ø 50 mm, 0...*2 bar, G $\frac{1}{8}$	MA5001-...*2
connecting parts gauge	for MA6302-C2	AM-04
mounting bracket	made of steel	BW00-46



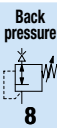
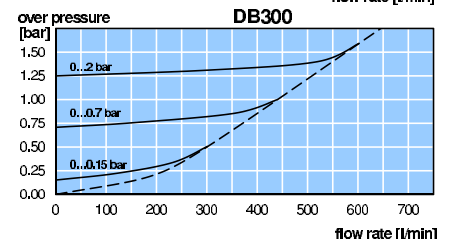
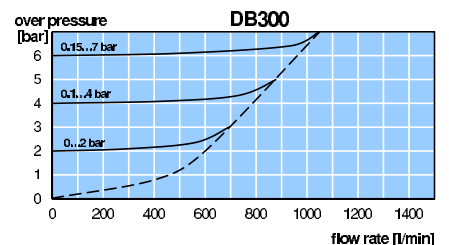
cross-section



DB300



BW00-46



*1 at 7 bar overpressure and open outlet
*2 01 = 0...1 bar, 02 = 0...2.5 bar, 04 = 0...4 bar, 10 = 0...10 bar

* Product group

Gauges: see chapter for measuring devices

PDF CAD
www.aircom.net



Order example:
DB300-020