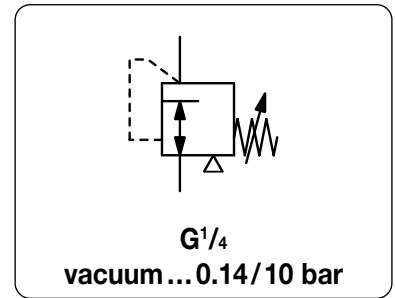


# PRECISION VACUUM PRESSURE REGULATOR 70 L/MIN

R250

<b>Description</b>	Diaphragm vacuum regulator ensuring high precision in both vacuum and positive pressure range.		
<b>Media</b>	compressed air or non-corrosive gases		
<b>Supply pressure</b>	max. 17 bar		
<b>Accuracy</b>	response sensitivity: < 2 mbar		
<b>Adjustment</b>	by handwheel with locknut		
<b>Air consumption</b>	max. 2.8 l/min in positive pressure range		
<b>Flow rate</b>	70 l/min*1 in vacuum range,	900 l/min*2 in positive pressure range	
<b>Gauge port</b>	G $\frac{1}{4}$ on both sides of the body, screw plugs supplied		
<b>Mounting position</b>	any		
<b>Temperature range</b>	-40 °C to 90 °C / -40 °F to 194 °F		
<b>Material</b>	Body: aluminium die-cast Elastomer: NBR/Buna-N	Inner valve: stainless steel and brass	



Dimensions				K <sub>v</sub> value	Flow rate	Connection thread	Vacuum range	Order number
A	B	C	D	m <sup>3</sup> /h	m <sup>3</sup> /h*1 l/min*1	G	bar	
mm	mm	mm	mm					D*

Vacuum pressure regulator								supply pressure max. 17 bar, with constant bleed	R250
68	184	20	65	0.78	4	70	G $\frac{1}{4}$	-1 ... +0.14	R250-020
								-1 ... +0.7	R250-02A
								-1 ... +2.0	R250-02B
								-1 ... +7.0	R250-02C
								-1 ... +10	R250-02D

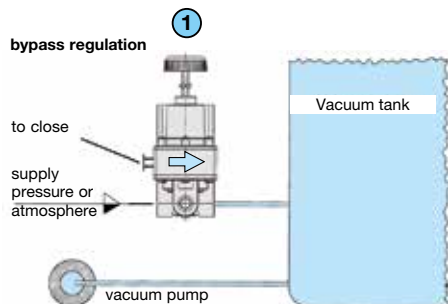
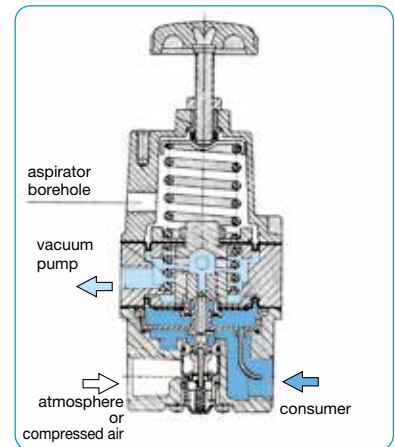
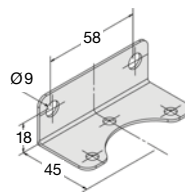
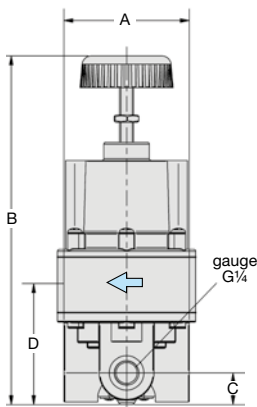


## Special options, add the appropriate letter

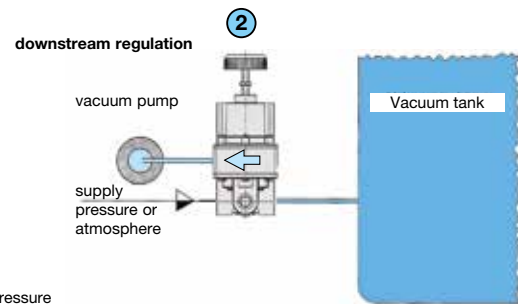
<b>NPT</b>	connection thread	R250-0..N
<b>tamper-proof cap</b>	made of aluminium, adjustment by screwdriver, total height 189 mm	R250-0..T

## Accessories, enclosed

<b>pressure gauge</b>	Ø 63 mm, -1 ... 0 bar, G $\frac{1}{4}$	MA6302-00
<b>mounting bracket</b>	made of steel	BW00-33



**1** **Bypass regulation**  
Upstream installation is preferred when rapid exhaust of a tank or system is required. That way the vacuum pump acts directly upon the tank and is not being throttled by the vacuum regulator.



**2** **Downstream installation** is preferred when rapid exhaust of a tank or system or over-pressure filling is required. The inlet pressure connection can optionally be left open to atmosphere.

\*1 for compressed air at -0.98 bar supply pressure and 0 bar outlet pressure  
\*2 for compressed air at 7 bar supply pressure and 1.4 bar outlet pressure

**Gauges: see chapter for measuring devices**

PDF CAD  
www.aircom.net

\* Product group



**Order example:**  
R250-020