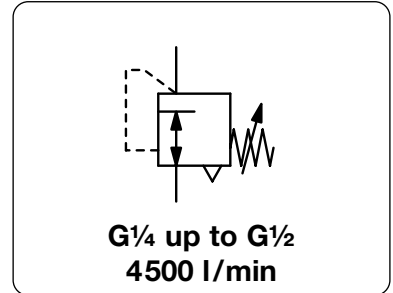


<b>Description</b>	Regulator provides precision regulation in high flow and high relief applications. The regulator is silicone-free and suitable for panel mounting.	
<b>Media</b>	oil-free and 5 µm filtered compressed air or non-corrosive gases	
<b>Supply pressure</b>	max. 16 bar	
<b>Accuracy</b>	at supply pressure change from 2 bar to 7 bar: < 6 mbar pressure deviation at volume flow change from 0 l/min to 20 l/min: < 20 mbar pressure deviation response sensitivity: < 4 mbar	
<b>Air consumption</b>	< 1.5 l/min at P <sub>1</sub> = 5 bar, < 2 l/min at P <sub>1</sub> = 7 bar, < 4 l/min at P <sub>1</sub> = 10 bar, < 1% of volume flow	
<b>Adjustment</b>	by handwheel with locknut, suitable for panel mounting	
<b>Relieving function</b>	relieving	
<b>Relief capacity</b>	700 l/min at 6 bar outlet and 0.35 bar overpressure above setpoint	
<b>Gauge port</b>	G <sub>1/4</sub> on both sides of the body, one screw plug supplied	<b>Mounting position</b> any
<b>Temperature range</b>	0 °C to 60 °C / 32 °F to 140 °F, for appropriately conditioned compressed air down to -35 °C / -31 °F	
<b>Material</b>	Body: zinc die-cast	Elastomer: NBR/Buna-N



Dimensions			K <sub>v</sub> -value (m <sup>3</sup> /h)	Flow rate		Connection thread G	Pressure range bar	Order number	D*
A	B	C		m <sup>3</sup> /h*1	l/min*1				

Precision pressure regulator								supply pressure max. 16 bar, relieving, with constant bleed	R03
82	200	41	2.1	198	3300	G <sub>1/4</sub>	0.01 ... 3	R03-02A	
							0.02 ... 5	R03-02B	
							0.04 ... 7	R03-02C	
							0.05 ... 10	R03-02D	
82	200	41	2.4	228	3800	G <sub>3/8</sub> *3	0.01 ... 3	R03-03A	
							0.02 ... 5	R03-03B	
							0.04 ... 7	R03-03C	
							0.05 ... 10	R03-03D	
82	200	41	2.9	270	4500	G <sub>1/2</sub>	0.01 ... 3	R03-04A	
							0.02 ... 5	R03-04B	
							0.04 ... 7	R03-04C	
							0.05 ... 10	R03-04D	



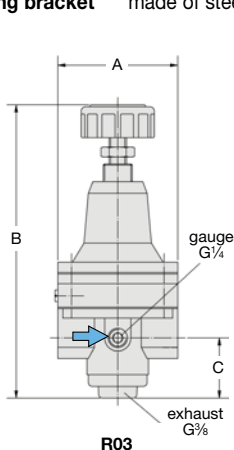
R03

## Special options, add the appropriate letter

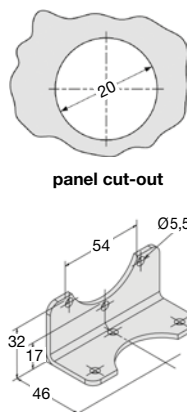
<b>tamper-proof cap</b>	total height 204 mm	R03-0..T
-------------------------	---------------------	----------

## Accessories, enclosed

<b>pressure gauge</b>	Ø 50 mm, 0...*2 bar, G <sub>1/4</sub>	MA5002-...*2
<b>mounting bracket</b>	made of steel	BW00-36

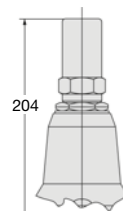


R03

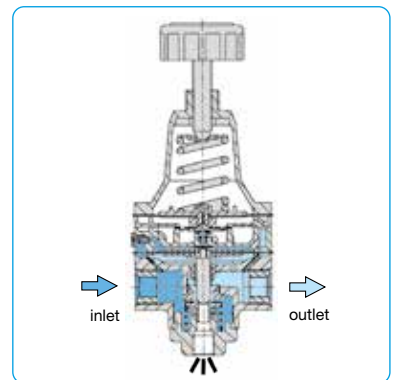


panel cut-out

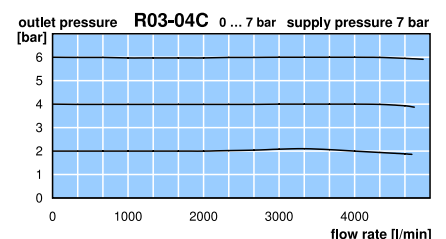
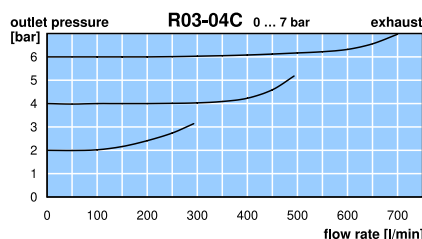
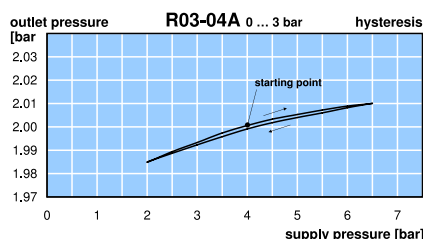
BW00-36



tamper-proof cap



cross-section



\*1 at 7 bar supply pressure and 6 bar outlet pressure  
\*2 04 = 0...4 bar, 06 = 0...6 bar, 10 = 0...10 bar

\*3 standard unit G<sub>1/2</sub> is reduced to smaller threads by fittings

\* Product group

Gauges: see chapter for measuring devices

PDF CAD  
www.aircom.net



Order example:  
R03-02A