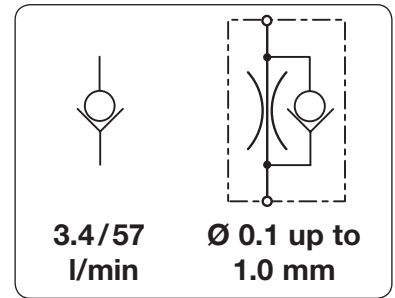


<b>Check valve</b>	The check valve permits flow in one direction only. A small check disc within the housing ensures free flow in one direction and at the same time seals off on the other side.	
<b>Restrictor check valve</b>	The restrictor check valve provides a constant flow in one direction, defined through the orifice size, and a flow of the full nominal size towards the other direction.	
<b>Media</b>	5 µm filtered compressed air or non-corrosive gases	
<b>Diameter tolerance</b>	-3% to +10% of nominal diameter	
<b>Operating pressure</b>	max. 0.7 bar at F2804-400/1/2/3,	max. 5.2 bar at F2804-404
<b>Cracking pressure</b>	< 20 mbar at F2804-400/1/2/3,	< 25 mbar at F2804-404
<b>Temperature range</b>	5 °C to 50 °C / 41 °F to 122 °F	
<b>Material</b>	Body: polysulphone at F2804-400/1/2/3, polypropylene at F2804-404 Check disc: Celcon® at F2804-401/2, silicone at F2804-400/3/4	



Dimensions A	Operating pressure	Check disk	Connection	Leakage rate	Flow rate	Nominal size	Order number
mm	max. bar	made of		< ml/min*3	l/min*2	colour / DN	

Check valve		operating pressure max. 0.7 / 5.2 bar			F2804		
12	0.7	silicone plain fittings Ø 2.4	3	3.4	red	1.5	F2804-400*1
		Celcon®	51		orange	1.5	F2804-401
		Celcon®	17		green	1.5	F2804-402
		silicone	3		blue	1.5	F2804-403
26	0.7	Celcon® fittings Ø 2.7	51	3.4	grey	1.5	F2804-401-B80
		Celcon®	17		grey	1.5	F2804-402-B80
		silicone	3		grey	1.5	F2804-403-B80*1
30	0.7	Celcon® fittings Ø 4.7	51	3.4	grey	1.5	F2804-401-B85
		Celcon®	17		grey	1.5	F2804-402-B85
		silicone	3		grey	1.5	F2804-403-B85*1
15	5.2	silicone 10-32"	1	57	grey	3.8	F2804-404*1
		silicone fittings Ø 2.7	1		grey	3.8	F2804-404-B80
		silicone fittings Ø 4.7	1		grey	3.8	F2804-404-B85



F2804-400 / 1 / 2 / 3 check valve



F2804-404 - B85 / ... - B80 check valve

Restrictor check valve		operating pressure max. 5.2 bar			F2804		
15	5.2	silicone 10-32"		0.10			F2804-404-041*1
				0.13			F2804-404-050
				0.15			F2804-404-051
				0.18			F2804-404-071
				0.25			F2804-404-101*1
				0.30			F2804-404-121
				0.41			F2804-404-161
				0.51			F2804-404-201
				0.64			F2804-404-251*1
				0.76			F2804-404-301
				1.02			F2804-404-401*1



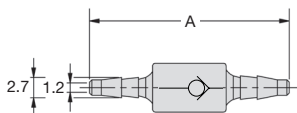
F2804-404 - 071 / -301 restrictor check valve

## Special options, add the appropriate number

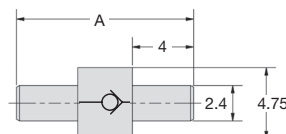
increased cracking pressure for check valve, with spring 35 mbar F2804-404-05

## Accessories, enclosed

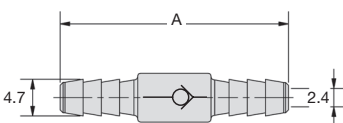
connecting nipple for F2804-404 10-32" / fitting Ø 2.7 F3120-80  
Ø 4.7 F3120-85  
Ø 5.6 F3120-86



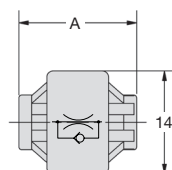
F2804-40.-B80



F2804-40.- with plain fittings



F2804-40.-B85



F2804-404

fitting	for tube	
B80	Ø 2.7	1/16" Ø 1.6 mm
B85	Ø 4.7	1/8" Ø 3.2 mm
B86	Ø 5.6	0.17" Ø 4.3 mm

\*1 preferred stock items \*2 at max. operating pressure \*3 at Δp or P<sub>1</sub> = 70 mbar, at type F2804-404: P<sub>1</sub> = 5.2 bar

PDF CAD  
www.aircom.net



Order example:  
F2804-400