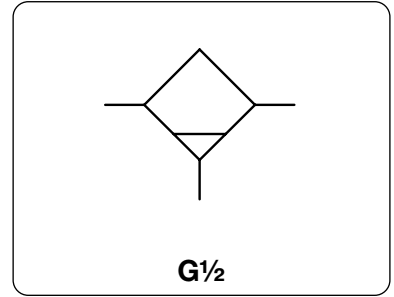


CONDENSATE DRAIN / TANK DRAIN

D11 / D608

Description	The condensate drain collects any liquid which has accumulated in the compressed air circuit. It is to be installed at the lowest point in the compressed air plant.
Bowl	plastic version with bowl guard at D608
Drain	metal version with or without sight glass at D11, with sight glass at D608 D11: internal automatic drain as standard for max. 12 bar, optionally manual drain D608: external automatic drain as standard for max. 18 bar, optionally internal drain for max. 16 bar without manual drain
Operating pressure	max. 12 bar at plastic bowl max. 12 bar or 16 bar at metal bowl with internal automatic drain max. 18 bar at metal bowl with external automatic drain
Temperature range	0 °C to 50 °C / 32 °F to 122 °F for plastic bowl 0 °C to 70 °C / 32 °F to 158 °F for metal bowl with sight glass 0 °C to 80 °C / 32 °F to 176 °F for metal bowl without sight glass
Material	Body: zinc die-cast Sight glass: polyurethane Bowl: polyurethane or zinc die-cast



Dimensions		Bowl	Automatic	Operating	Connection	Order
A	B	design	drain	pressure	thread	number
mm	mm	of/with	capacity	max. bar	G	

Condensate / tank drain						with automatic drain		D11 / D608
54	134	metal	0.12	SA605MD	12	G1/2		D11-04
		metal / sight glass						D11-04W
95	159	plastic / bowl guard	0.25	SA603D	12	G1/2		D608-04D
		metal / sight glass			18			D608-04DW



D11-04W

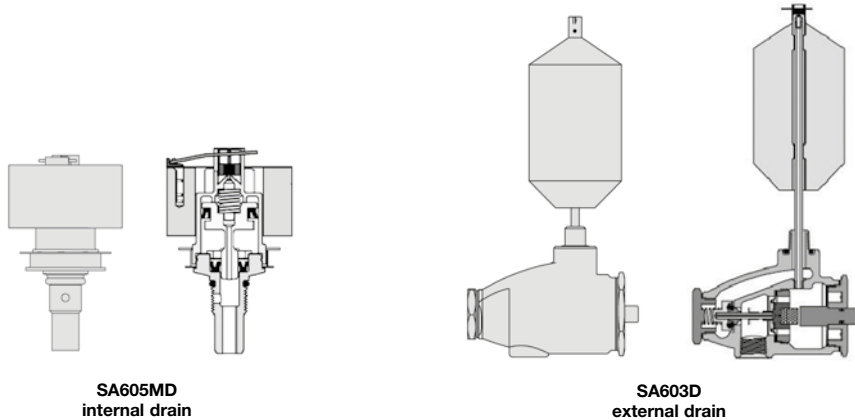
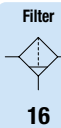
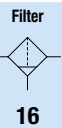
D11-04

Special options, add the appropriate letter

NPT	connection thread	D11 -04 . N
NPT	connection thread	D608-04 . N
manual drain	instead of automatic drain	for D11 D11 -04 . H
manual drain	instead of automatic drain	for D608 D608-04 . H
automatic drain	internal, SA702MD, max. 16 bar	for D608 D608-04 . R

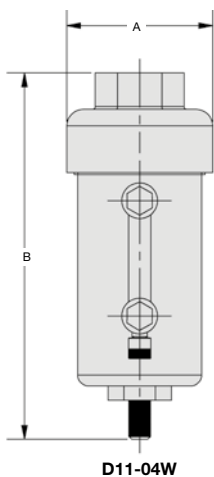


D608-04DW

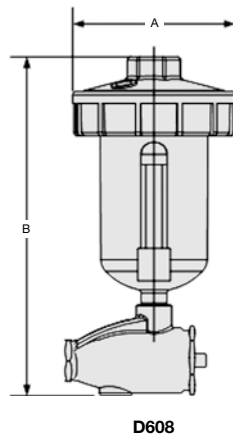


SA605MD
internal drain

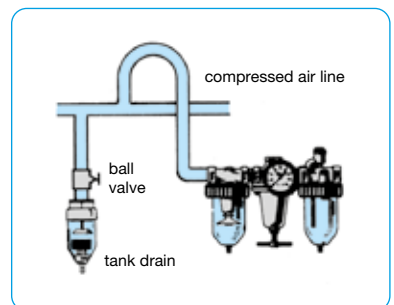
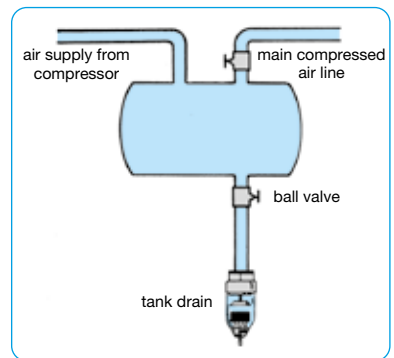
SA603D
external drain



D11-04W



D608



examples of use

PDF CAD
www.aircom.net



Order example:
D11-04