

FILTER REGULATOR MADE OF STAINLESS STEEL THROUGHOUT, P1: MAX. 80 BAR B3000

Description Filter pressure regulator with bowl without sight glass, completely made of stainless steel. Diaphragm-operated, from size G $\frac{3}{8}$ on piston-operated.

Media compressed air, gases or liquids

Supply pressure max. 16 bar, 50 bar or 80 bar (only with locking screw)

Adjustment by adjusting screw, from B3000-12 on with T-handle, max. 50 bar for B3000-02 to -16, optionally 80 bar

Relieving function relieving, optionally non-relieving

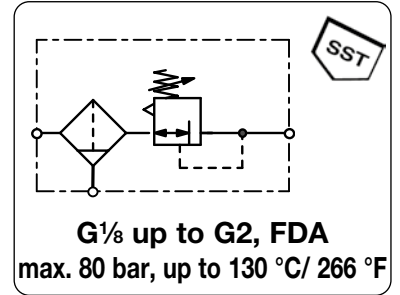
Gauge port G $\frac{1}{4}$ on both sides of the body, G $\frac{3}{8}$ for B3000-01/-A2, one screw plug supplied

Filter element 50 μ m and 5 μ m, made of stainless steel **Bowl** stainless steel version without sight glass

Drain manual drain (max. 30 bar), screw plug for 50 bar and 80 bar version automatic drain (max. 16 bar) for G $\frac{1}{4}$ (02) up to G1

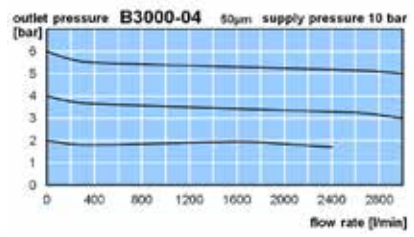
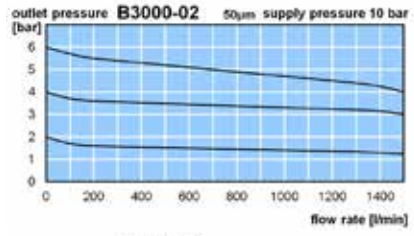
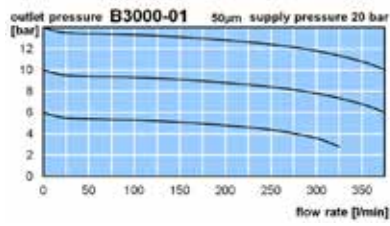
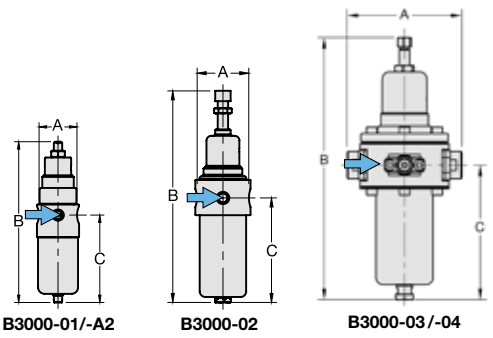
Temperature range -20 °C to 80 °C / -4 °F to 176 °F for NBR/Buna-N, EPDM or FKM
-20 °C to 130 °C / -4 °F to 266 °F for high temperature version
or low temperature version down to -40 °C / -40 °F

Werkstoffe Body / Bowl / Inner valve : stainless steel 316L, material-no. 1.4404
O-rings: FKM, optionally EPDM Diaphragm: NBR/Buna-N with PTFE-coating



Dimensions			Bowl capacity l	Flow rate l/min*1	Filter element μ m	Connection thread G	Pressure range bar	Order number
A	B	C						

Filter pressure regulator					with screw plug, relieving, w/o gauge, supply pressure max. 30 / 50 bar			B3000	
40	147	83	0,03	200	5	G $\frac{1}{8}$	0.8 ... 8	B3000-01GH	B3000
							1.5 ... 15	B3000-01GDH	
40	147	83	0,03	280	50	G $\frac{1}{4}$	0.8 ... 8	B3000-01H	B3000
							1.5 ... 15	B3000-01DH	
40	147	83	0,03	200	5	G $\frac{1}{4}$	0.8 ... 8	B3000-A2GH	B3000
							1.5 ... 15	B3000-A2GDH	
40	147	83	0,03	280	50	G $\frac{1}{4}$	0.8 ... 8	B3000-A2H	B3000
							1.5 ... 15	B3000-A2DH	
64	249	128	0,14	600	5	G $\frac{1}{4}$	0.8 ... 8	B3000-02G	B3000
							1.5 ... 15	B3000-02GD	
64	249	128	0,14	800	50	G $\frac{1}{4}$	0.8 ... 8	B3000-02	B3000
							1.5 ... 15	B3000-02D	
109	246	125	0,2	2200	5	G $\frac{3}{8}$	0.8 ... 8	B3000-03G	B3000
							1.5 ... 15	B3000-03GD	
109	246	125	0,2	2200	5	G $\frac{3}{8}$	3.0 ... 30	B3000-03GE	B3000
							5.0 ... 50	B3000-03GF	
109	246	125	0,2	3000	50	G $\frac{3}{8}$	0.8 ... 8	B3000-03	B3000
							1.5 ... 15	B3000-03D	
109	246	125	0,2	2200	5	G $\frac{1}{2}$	3.0 ... 30	B3000-03E	B3000
							5.0 ... 50	B3000-03F	
109	246	125	0,2	2200	5	G $\frac{1}{2}$	0.8 ... 8	B3000-04G	B3000
							1.5 ... 15	B3000-04GD	
109	246	125	0,2	2200	5	G $\frac{1}{2}$	3.0 ... 30	B3000-04GE	B3000
							5.0 ... 50	B3000-04GF	
109	246	125	0,2	3000	50	G $\frac{1}{2}$	0.8 ... 8	B3000-04	B3000
							1.5 ... 15	B3000-04D	
109	246	125	0,2	3000	50	G $\frac{1}{2}$	3.0 ... 30	B3000-04E	B3000
							5.0 ... 50	B3000-04F	



*1 at 8 bar supply pressure, 6 bar outlet pressure and 1 bar pressure

PDF CAD
www.aircom.net



Order example:
B3000-01GH

FILTER REGULATOR MADE OF STAINLESS STEEL THROUGHOUT, P1: MAX. 80 BAR B3000

Description Filter pressure regulator with bowl without sight glass, completely made of stainless steel. Diaphragm-operated, from size G $\frac{3}{4}$ on piston-operated.

Media compressed air, gases or liquids

Supply pressure max. 16 bar, 50 bar or 80 bar (only with locking screw)

Adjustment by adjusting screw, from B3000-12 on with T-handle, max. 50 bar for B3000-02 to -16, optionally 80 bar

Relieving function relieving, optionally non-relieving

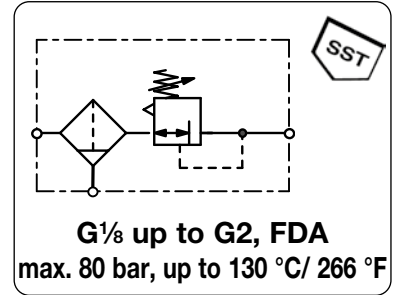
Gauge port G $\frac{1}{4}$ on both sides of the body, G $\frac{1}{8}$ for B3000-01/-A2, one screw plug supplied

Filter element 50 μ m and 5 μ m, made of stainless steel **Bowl** stainless steel version without sight glass

Drain manual drain (max. 30 bar), screw plug for 50 bar and 80 bar version automatic drain (max. 16 bar) for G $\frac{1}{4}$ (02) up to G1

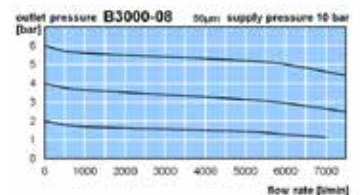
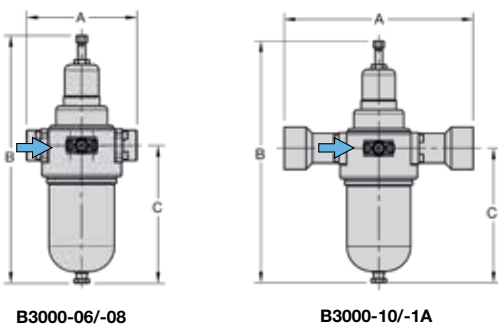
Temperature range -20 °C to 80 °C / -4 °F to 176 °F for NBR/Buna-N, EPDM or FKM
-20 °C to 130 °C / -4 °F to 266 °F for high temperature version or low temperature version down to -40 °C / -40 °F

Werkstoffe Body / Bowl / Inner valve : stainless steel 316L, material-no. 1.4404
O-rings: FKM, optionally EPDM Diaphragm: NBR/Buna-N with PTFE-coating



Dimensions			Bowl capacity l	Flow rate l/min*1	Filter element μ m	Connection thread G	Pressure range bar	Order number
A	B	C						

Filter pressure regulator				with screw plug, relieving, w/o gauge, supply pressure max. 30 / 50 bar			B3000	
137	304	168	0,5	4500	5	G $\frac{3}{4}$	0.8... 8	B3000-06G
							1.5... 15	B3000-06GD
							3.0... 30	B3000-06GE
							5.0... 50	B3000-06GF
							0.8... 8	B3000-06
							1.5... 15	B3000-06D
137	304	168	0,5	4500	5	G1	0.8... 8	B3000-08G
							1.5... 15	B3000-08GD
							3.0... 30	B3000-08GE
							5.0... 50	B3000-08GF
							0.8... 8	B3000-08
							1.5... 15	B3000-08D
137	304	168	0,5	4500	5	G1 $\frac{1}{4}$	0.8... 8	B3000-10G
							1.5... 15	B3000-10GD
							3.0... 30	B3000-10GE
							5.0... 50	B3000-10GF
							0.8... 8	B3000-10
							1.5... 15	B3000-10D
248	304	168	0,5	4500	5	G1 $\frac{1}{2}$	0.8... 8	B3000-1AG
							1.5... 15	B3000-1AGD
							3.0... 30	B3000-1AGE
							5.0... 50	B3000-1AGF
							0.8... 8	B3000-1A
							1.5... 15	B3000-1AD
				6000	50		0.8... 8	B3000-1A
							1.5... 15	B3000-1AD
							3.0... 30	B3000-1AE
							5.0... 50	B3000-1AF

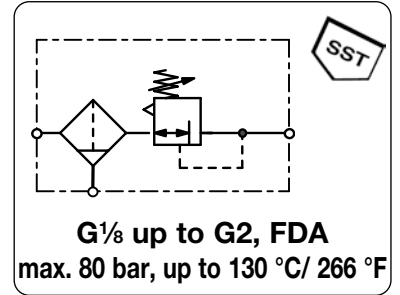


*1 at 8 bar supply pressure, 6 bar outlet pressure and 1 bar pressure



FILTER REGULATOR MADE OF STAINLESS STEEL THROUGHOUT, P1: MAX. 80 BAR B3000

Description	Filter pressure regulator with bowl without sight glass, completely made of stainless steel. Diaphragm-operated, from size G $\frac{1}{4}$ on piston-operated.
Media	compressed air, gases or liquids
Supply pressure	max. 16 bar, 50 bar or 80 bar (only with locking screw)
Adjustment	by adjusting screw, from B3000-12 on with T-handle, max. 50 bar for B3000-02 to -16, optionally 80 bar
Relieving function	relieving, optionally non-relieving
Gauge port	G $\frac{1}{4}$ on both sides of the body, G $\frac{1}{8}$ for B3000-01/-A2, one screw plug supplied
Filter element	50 μ m and 5 μ m, made of stainless steel Bowl stainless steel version without sight glass
Drain	manual drain (max. 30 bar), screw plug for 50 bar and 80 bar version automatic drain (max. 16 bar) for G $\frac{1}{4}$ (02) up to G1
Temperature range	-20 °C to 80 °C / -4 °F to 176 °F for NBR/Buna-N, EPDM or FKM -20 °C to 130 °C / -4 °F to 266 °F for high temperature version or low temperature version down to -40 °C / -40 °F
Werkstoffe	Body / Bowl / Inner valve : stainless steel 316L, material-no. 1.4404 O-rings: FKM, optionally EPDM Diaphragm: NBR/Buna-N with PTFE-coating



Dimensions			Bowl capacity	Flow rate	Filter element	Connection thread	Pressure range	Order number
A	B	C	l	l/min*1	μ m	G	bar	

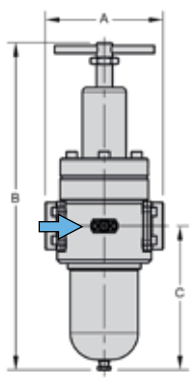
Filter pressure regulator				with screw plug, relieving, w/o gauge, supply pressure max. 30 / 50 bar			B3000	
174	483	213	1,0	17500	5	G1 $\frac{1}{2}$	0.8 ... 8	B3000-12G
							1.5 ... 15	B3000-12GD
							3.0 ... 30	B3000-12GE
							5.0 ... 50	B3000-12GF
							0.8 ... 8	B3000-12
							1.5 ... 15	B3000-12D
174	483	213	1,0	17500	5	G2	0.8 ... 8	B3000-16G
							1.5 ... 15	B3000-16GD
							3.0 ... 30	B3000-16GE
							5.0 ... 50	B3000-16GF
							0.8 ... 8	B3000-16
							1.5 ... 15	B3000-16D
				23000	50		0.8 ... 8	B3000-12
							1.5 ... 15	B3000-12D
							3.0 ... 30	B3000-12E
							5.0 ... 50	B3000-12F
							0.8 ... 8	B3000-16
							1.5 ... 15	B3000-16D
				23000	50		0.8 ... 8	B3000-16
							1.5 ... 15	B3000-16D
							3.0 ... 30	B3000-16E
							5.0 ... 50	B3000-16F



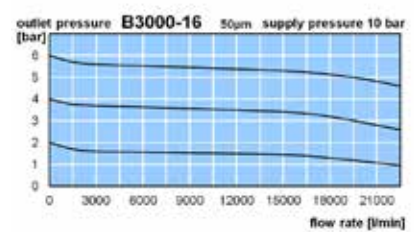
B3000-12/-16



Accessories, see next page



B3000-12/-16



*1 at 8 bar supply pressure, 6 bar outlet pressure and 1 bar pressure

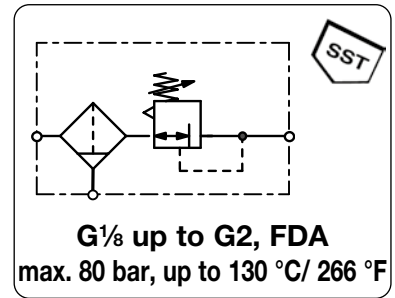
PDF CAD
www.aircom.net



Order example:
B3000-12G

FILTER REGULATOR MADE OF STAINLESS STEEL THROUGHOUT, P1: MAX. 80 BAR B3000

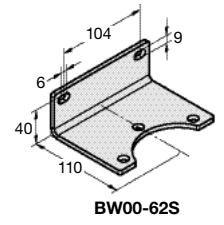
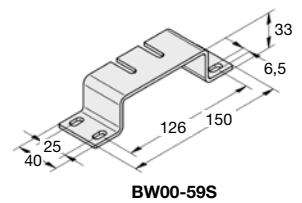
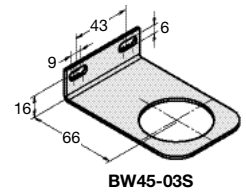
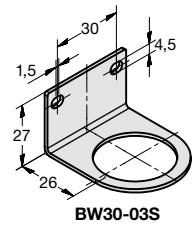
Description	Filter pressure regulator with bowl without sight glass, completely made of stainless steel. Diaphragm-operated, from size G $\frac{3}{8}$ on piston-operated.
Media	compressed air, gases or liquids
Supply pressure	max. 30 bar, 50 bar or 80 bar (only with locking screw)
Adjustment	by adjusting screw, from B3000-12 on with T-handle, max. 50 bar for B3000-02 to -16, optionally 80 bar relieving, optionally non-relieving
Relieving function	
Gauge port	G $\frac{1}{4}$ on both sides of the body, G $\frac{3}{8}$ for B3000-01/-A2, one screw plug supplied
Filter element	50 μ m and 5 μ m, made of stainless steel Bowl stainless steel version without sight glass
Drain	manual drain (max. 30 bar), screw plug for 50 bar and 80 bar version automatic drain (max. 16 bar) for G $\frac{1}{4}$ (02) up to G1
Temperature range	-20 °C to 80 °C / -4 °F to 176 °F for NBR/Buna-N, EPDM or FKM -20 °C to 130 °C / -4 °F to 266 °F for high temperature version or low temperature version down to -40 °C / -40 °F
Werkstoffe	Body / Bowl / Inner valve : stainless steel 316L, material-no. 1.4404 O-rings: FKM, optionally EPDM Diaphragm: NBR/Buna-N with PTFE-coating



Dimensions			Bowl	Flow	Filter	Connection	Pressure	Order
A	B	C	capacity	rate	element	thread	range	number
mm	mm	mm	l	l/min*1	μ m	G	bar	

Special options, add the appropriate letter

NPT	connection thread	for G $\frac{1}{4}$ (02) to G2	B3000-... N
0,1 ... 1,5 bar regulating range			B3000-... A
0,2 ... 3 bar regulating range			B3000-... B
manual drain	max. 30 bar	for G $\frac{1}{4}$ (02) to G2	B3000-... H
automatic drain	max. 16 bar	for G $\frac{1}{4}$ (02) to G2	B3000-... R
non-relieving	without relieving function		B3000-... K
P1: max. 80 bar		for G $\frac{1}{4}$ (02) to G1 $\frac{1}{2}$ (1A)	B3000-... X48
down to -40 °C/ -40 °F	low temperature version		B3000-... X51
up to 130 °C/ 266 °F	high temperature version		B3000-... X54
spring cage made of POM		for G $\frac{1}{8}$ and G $\frac{1}{4}$ (A2)	R3000-... X57
EPDM-o-ring			B3000-... E
EPDM-o-ring	FDA approval		B3000-... TD
SST diaphragm	not suitable for water	for G $\frac{1}{4}$ (02) to G $\frac{1}{2}$	B3000-... S
ammonia NH₃		P ₁ max. 15 bar	B3000-... 02
carbon dioxide CO₂			B3000-... 03
argon Ar			B3000-... 05
nitrogen N₂			B3000-... 07
helium He			B3000-... 09
hydrogen H₂			B3000-... 11
Methan CH₄			B3000-... 13
natural gas*3			B3000-... 14
oxygen O₂			B3000-... 15
propane C₃H₈			B3000-... 16
nitrous oxide N₂O			B3000-... 17
flange connection	according to EN-1092-1 or ASME B16.5	on request	B3000-... F



Accessories, enclosed

pressure gauge	\varnothing 40 mm, 0...*2 bar, G $\frac{1}{8}$	for G $\frac{1}{8}$ and G $\frac{1}{4}$ (A2)	MS4001-..*2
	\varnothing 50 mm, 0...*2 bar, G $\frac{1}{4}$	for G $\frac{1}{4}$ to G $\frac{1}{2}$	MS5002-..*2
	\varnothing 63 mm, 0...*2 bar, G $\frac{1}{4}$	for G $\frac{3}{4}$ to G2	MS6302-..*2
mounting bracket		for G $\frac{1}{8}$ and G $\frac{1}{4}$ (A2)	BW30-03S
mounting nut			M30x1,5SS
mounting bracket		for G $\frac{1}{4}$ (02) to G1 $\frac{1}{2}$ (1A)	BW45-03S
mounting nut			M45x1,5S
mounting bracket		for G $\frac{3}{8}$ to G1 $\frac{1}{2}$ (1A)	BW00-59S
mounting bracket		for G1 $\frac{1}{2}$ (12) and G2	BW00-62S

*1 at 8 bar supply pressure, 6 bar outlet pressure and 1 bar pressure

*2 04 = 0...4 bar, 10 = 0...10 bar, 16 = 0...16 bar, 60 = 0...60 bar

*3 without DVGW-approval

