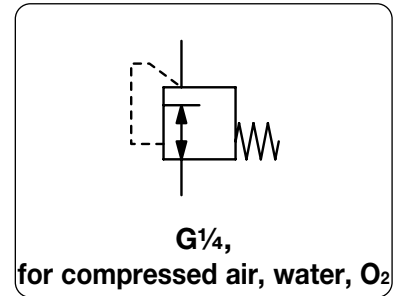


BRASS IN-LINE REGULATOR WITH FACTORY-SET OUTLET PRESSURE

239A / 239M

General information	In-line pressure regulator with factory-set outlet pressure, reducing from e.g. 10 bar to 5 bar. The regulator is suited for basic pressure control only with an outlet pressure tolerance of approx. $\pm 10\%^2$. The outlet pressure cannot be subsequently adjusted. This safeguards against tampering.		
Description	239A:	regulator for liquids, compressed air and non-corrosive gases	
	239M:	medical industry and pharmaceuticals	
Application	water, hydraulic and sprinkler systems, cooler, cleaning systems		
Supply pressure	max. 10 bar for liquids or oxygen max. 18 bar for compressed air and non-corrosive gases		
Temperature range	0 °C to 60 °C / 32 °F to 140 °F		
Material	Body: nickel-plated brass	Seat: PP, Santoprene	
	Inner parts: stainless steel DIN 1.4404/AISI 316L	O-ring: NBR/Buna-N for 239A	
	Diaphragm: NBR/Buna-N for 239A, FPM for 239M		



Dimensions			Flow rate		Supply pressure	Connection thread	Outlet pressure	Order number
Ø A	B	A/F	water	air	max. bar	G	bar*2	
mm	mm	mm	l/min*1					

Regulator for compr. air / water			made of brass, P _i : max. 18 bar / 10 bar, NBR/Buna-N, outlet pressure accuracy *2		239A			
34	52	17	10	400	18/10	G1/4	1	239A0210
			10	600			2	239A0220
			10	700			3	239A0230
			10	700			4	239A0240
			10	700			5	239A0250
			10	800			6	239A0260
			10	800			7	239A0270
			10	800			8	239A0280

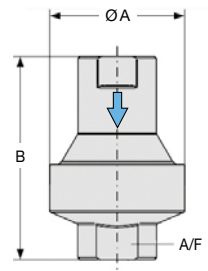


239A / 239M

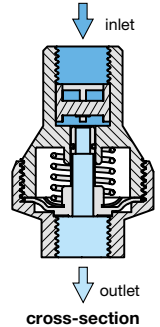
Regulator for oxygen			made of brass, P _i : max. 10 bar, FKM, outlet pressure accuracy *2		239M			
34	52	17	-	400	10	G1/4	1	239M0210
			-	600			2	239M0220
			-	700			3	239M0230
			-	700			4	239M0240
			-	700			5	239M0250
			-	800			6	239M0260
			-	800			7	239M0270
			-	800			8	239M0280

Special options, add the appropriate letter

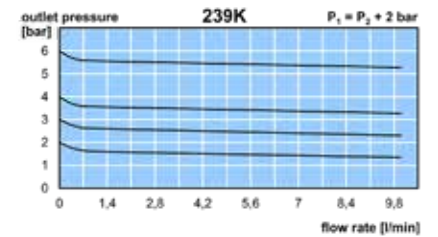
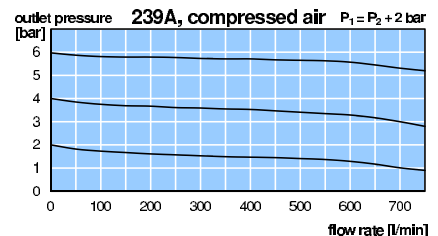
NPT	connection thread	239A1 . . .
deviant pressure range	indicate on order	239 . . 2XX



239A / 239M



cross-section



*1 P_i = 10 bar; Δp = 0.8 bar

*2 Tolerance: < 4 bar ± 0.3 bar (air, P_e = 6 bar, 10 NI/min)
≥ 4 bar ± 10% (air, P_e = 10 bar, 10 NI/min)

* Product group

PDF CAD
www.aircom.net

Order example:
239A0210