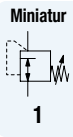
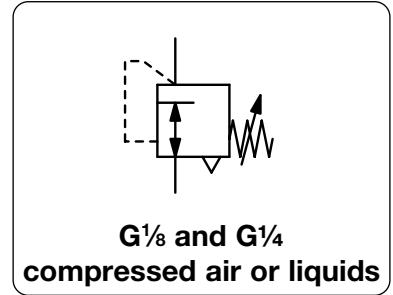


# MINIATURE PRESSURE REGULATOR

R364 / R374

<b>Description</b>	Compact regulator with diaphragm
<b>Media</b>	compressed air, non-corrosive gases or liquids (by R364)
<b>Supply pressure</b>	max. 21 bar
<b>Adjustment</b>	by plastic knob with snap-lock
<b>Relieving function</b>	relieving, optionally non-relieving
<b>Gauge port</b>	G $\frac{1}{8}$ on both sides of the body, screw plugs supplied
<b>Mounting position</b>	any
<b>Temperature range</b>	0 °C to 50 °C / 32 °F to 122 °F, for appropriately conditioned compressed air down to -30 °C / -22 °F
<b>Material</b>	Body: brass at R364, aluminium at R374 Spring cage: glass fibre reinforced plastic, optionally brass Elastomer: NBR/Buna-N, optionally FKM Inner valve: brass, optionally stainless steel



Dimensions			Flow rate		Connection thread	Pressure range	Order number
A	B	C	m <sup>3</sup> /h*1	l/min*1	G	bar	

Brass pressure regulator					supply pressure max. 21 bar, relieving	R364	
35	76	12	27	450	G $\frac{1}{8}$	0.1 ... 1.0	R364-010
						0.2 ... 1.8	R364-01A
						0.2 ... 4.0	R364-01B
						0.3 ... 9.0	R364-01C
						0.5 ... 11	R364-01D
35	76	12	27	450	G $\frac{1}{4}$	0.1 ... 1.0	R364-020
						0.2 ... 1.8	R364-02A
						0.2 ... 4.0	R364-02B
						0.3 ... 9.0	R364-02C
						0.5 ... 11	R364-02D

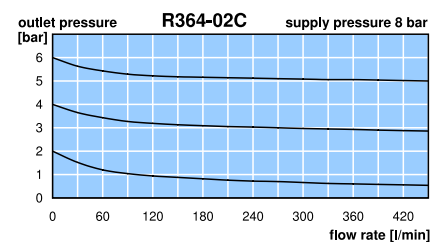
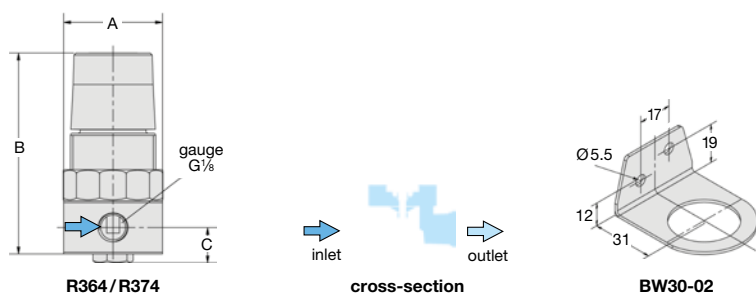


Aluminium pressure regulator					supply pressure max. 21 bar, relieving	R374	
35	76	12	27	450	G $\frac{1}{8}$	0.1 ... 1.0	R374-010
						0.2 ... 1.8	R374-01A
						0.2 ... 4.0	R374-01B
						0.3 ... 9.0	R374-01C
						0.5 ... 11	R374-01D
35	76	12	27	450	G $\frac{1}{4}$	0.1 ... 1.0	R374-020
						0.2 ... 1.8	R374-02A
						0.2 ... 4.0	R374-02B
						0.3 ... 9.0	R374-02C
						0.5 ... 11	R374-02D



Special options, add the appropriate letter		
<b>non-relieving</b>	without relieving function	R3.4-0..K
<b>adjustment lock</b>	socket wrench adjustment, height 64 mm	R3.4-0..T
<b>free of grease and oil</b>	specially cleaned, suitable for oxygen	R3.4-0..L
<b>FKM elastomer</b>	inner parts made of brass	R3.4-0..X64
	inner parts made of stainless steel	R3.4-0..X08

Accessories, enclosed		
<b>pressure gauge</b>	Ø 40 mm, 0...*2 bar, G $\frac{1}{8}$	MA4001-...*2
<b>mounting bracket</b>	made of steel	BW30-02
<b>mounting nut</b>	made of plastic	R05X51
	made of aluminium	R05X51-A



\*1 at 8 bar supply pressure, 6 bar outlet pressure and 1 bar pressure drop  
\*2 01 = 0...1 bar, 02 = 0...2,5 bar, 04 = 0...4 bar, 10 = 0...10 bar, 16 = 0...16 bar

\* Product group

Gauges: see chapter for measuring devices

PDF CAD  
www.aircom.net



Order example:  
R364-010